



Human Resources Project 2018

(results listed in alphabetical order)

EDITED VERSION

www.wfot.org

This is an edited version of the Human Resources Project 2018. The full version is available from the WFOT website www.wfot.org - Members Only

Login to access over 40 slides of country specific data that includes:

Number of occupational therapists per 10,000 head of population

Number of students and graduates studying on WFOT Approved and Non Approved Education Programmes

Registration requirements to practise at a national and regional levels

Countries that require evidence of Continuing Professional Development

Services that occupational therapy is provided

Areas with shortages of occupational therapists

Percentage of occupational therapists who work in public and non public funded services

Migration trends

WFOT Member Organisations that track the migration of occupational therapists educated in their country

Number of WFOT Member Organisations surveyed = 88
Number of WFOT Member Organisations that responded = 86
Response rate = 98%

WFOT Member Organisations that responded; Argentina, Armenia, Australia, Austria, Bangladesh, Belgium, Bermuda, Brazil, Bulgaria, Canada, Chile, Colombia, Costa Rica, Croatia, Cyprus, Czech Republic, Denmark, Dominican Republic, Estonia, Faroe Islands, Finland, France, Germany, Ghana, Greece, Haiti, Hong Kong, Iceland, India, Indonesia, Iran, Ireland, Israel, Italy, Japan, Jordan, Kazakhstan, Kenya, Kosovo, Republic of Korea, Latvia, Lithuania, Luxembourg, Macau, Madagascar, Malawi, Malaysia, Malta, Mauritius, Mexico, Morocco, Namibia, The Netherlands, New Zealand, Nigeria, Norway, Pakistan, Palestine, Panama, Peru, Philippines, Portugal, Romania, Russia, Rwanda, Saudi Arabia, Seychelles, Singapore, Slovenia, South Africa, Spain, Sri Lanka, Sweden, Switzerland, Taiwan, Tanzania, Thailand, Trinidad & Tobago, Tunisia, Turkey, Uganda, Ukraine, United Kingdom, United States of America, Zambia, Zimbabwe

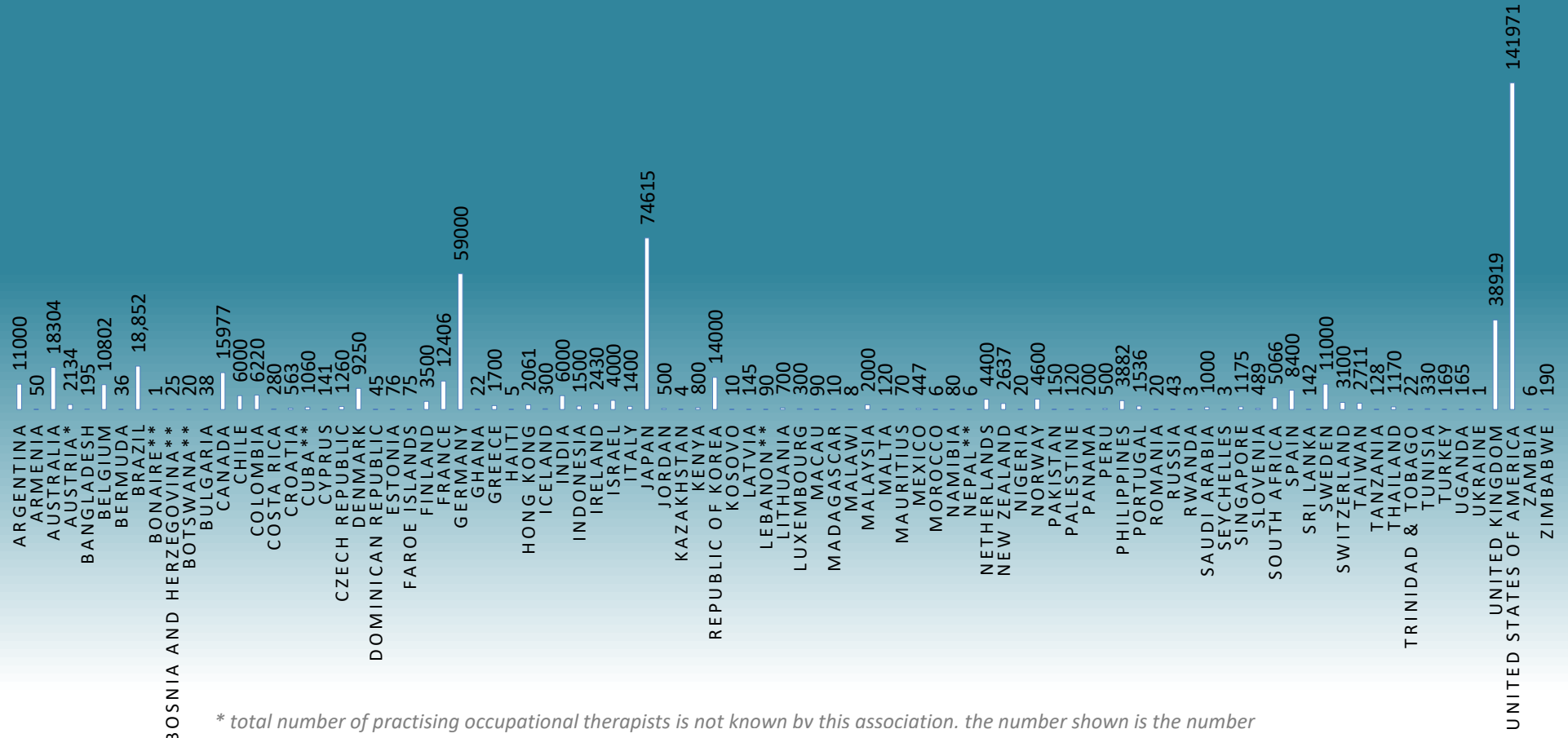
WFOT Member Organisations did not respond; Georgia, Venezuela

Non WFOT Member Organisations that provided data about the number of practising occupational therapists; Bonaire, Bosnia and Herzegovina, Botswana, Cuba, Lebanon, Nepal

Date questionnaire circulated: 2nd November 2017

Data collection method - online, circulated by WFOT Secretariat by email
Compiled and designed by Ritchard Ledgerd, Executive Director

NUMBER OF PRACTICING OCCUPATIONAL THERAPISTS

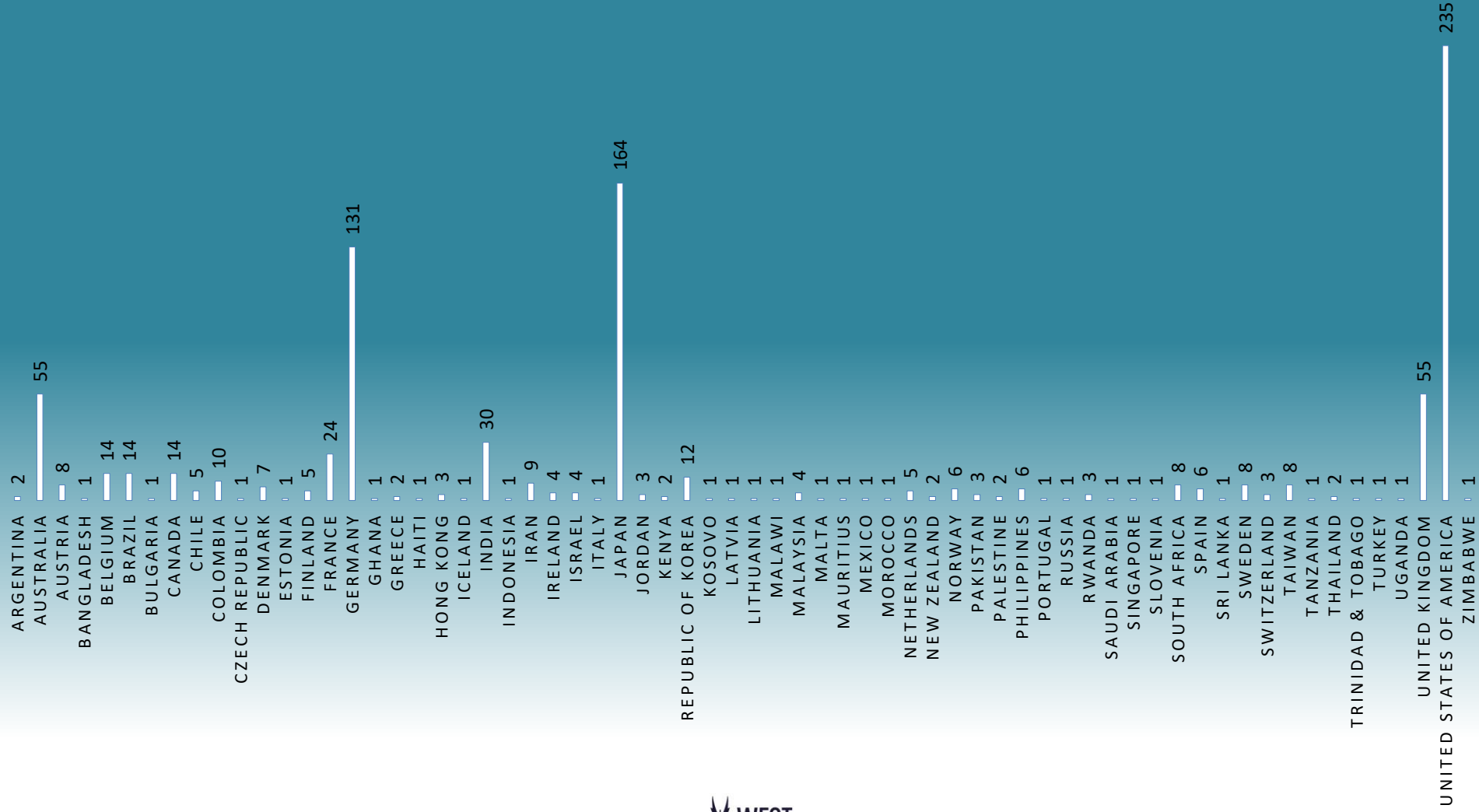


* total number of practising occupational therapists is not known by this association. the number shown is the number of occupational therapists in the member association

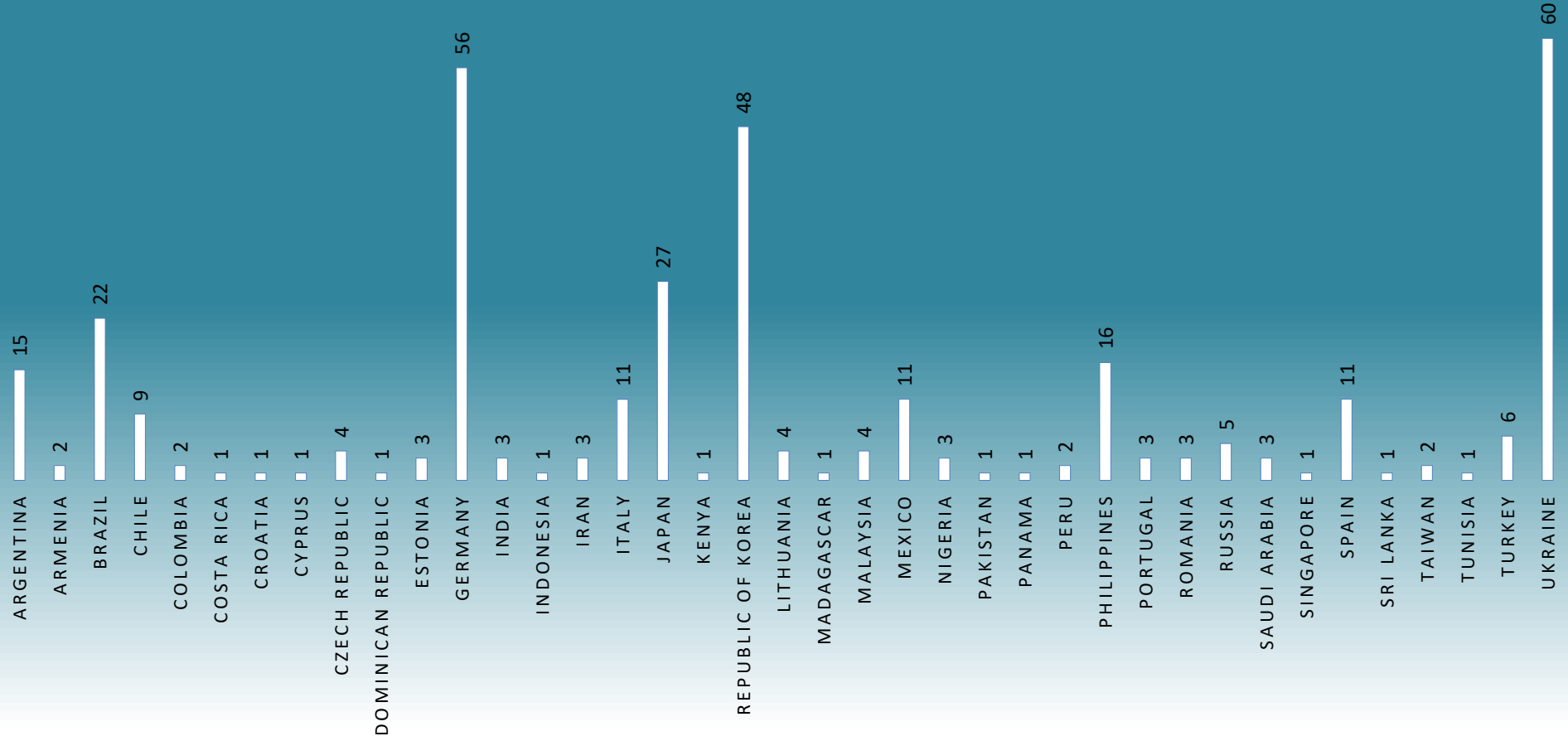
** Non-WFOT Member Organisation in 2018



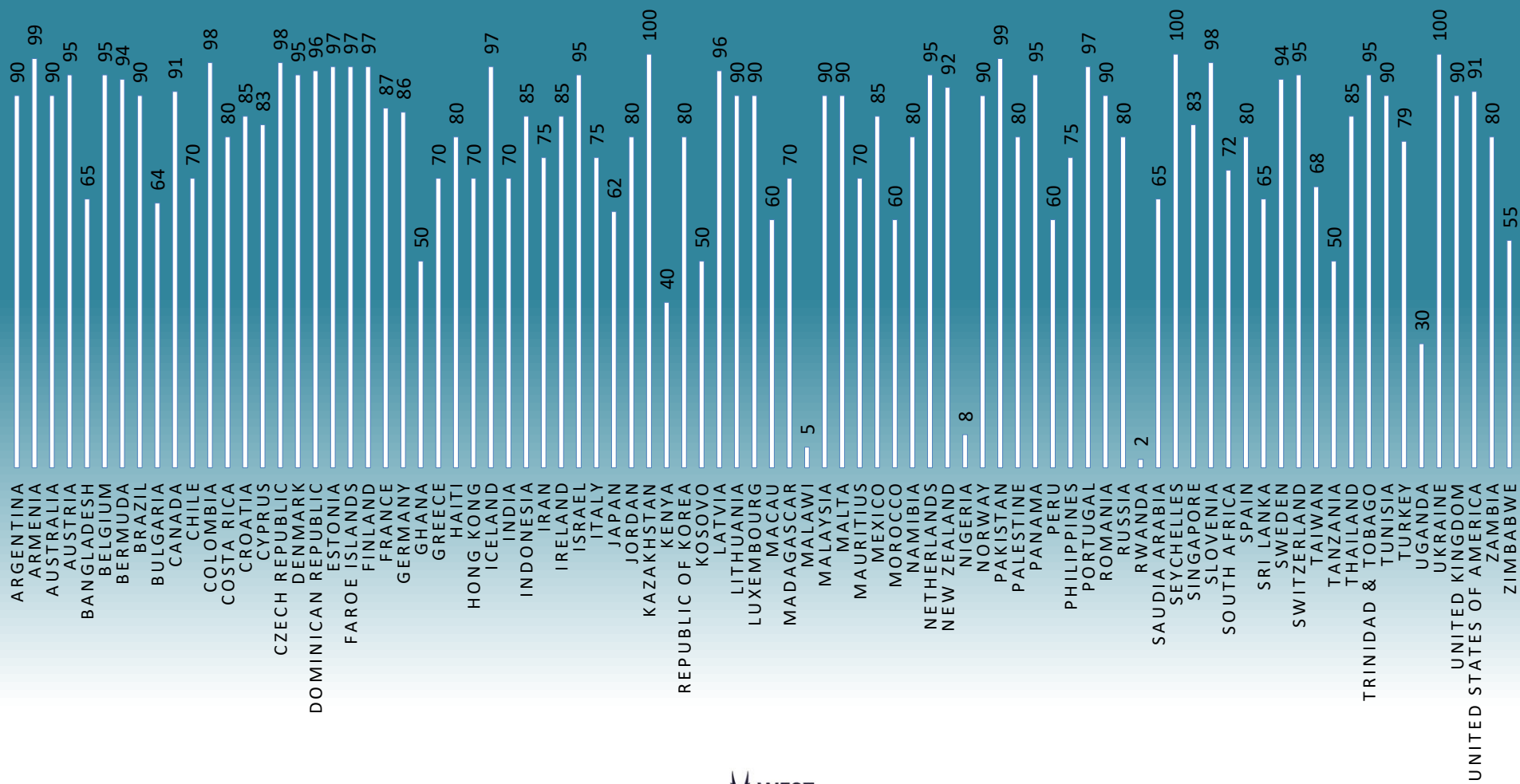
NUMBER OF WFOT APPROVED EDUCATION PROGRAMMES




NUMBER OF NON WFOT APPROVED EDUCATION PROGRAMMES



PERCENTAGE OF OCCUPATIONAL THERAPISTS IN WFOT MEMBER ORGANISATIONS THAT ARE FEMALE



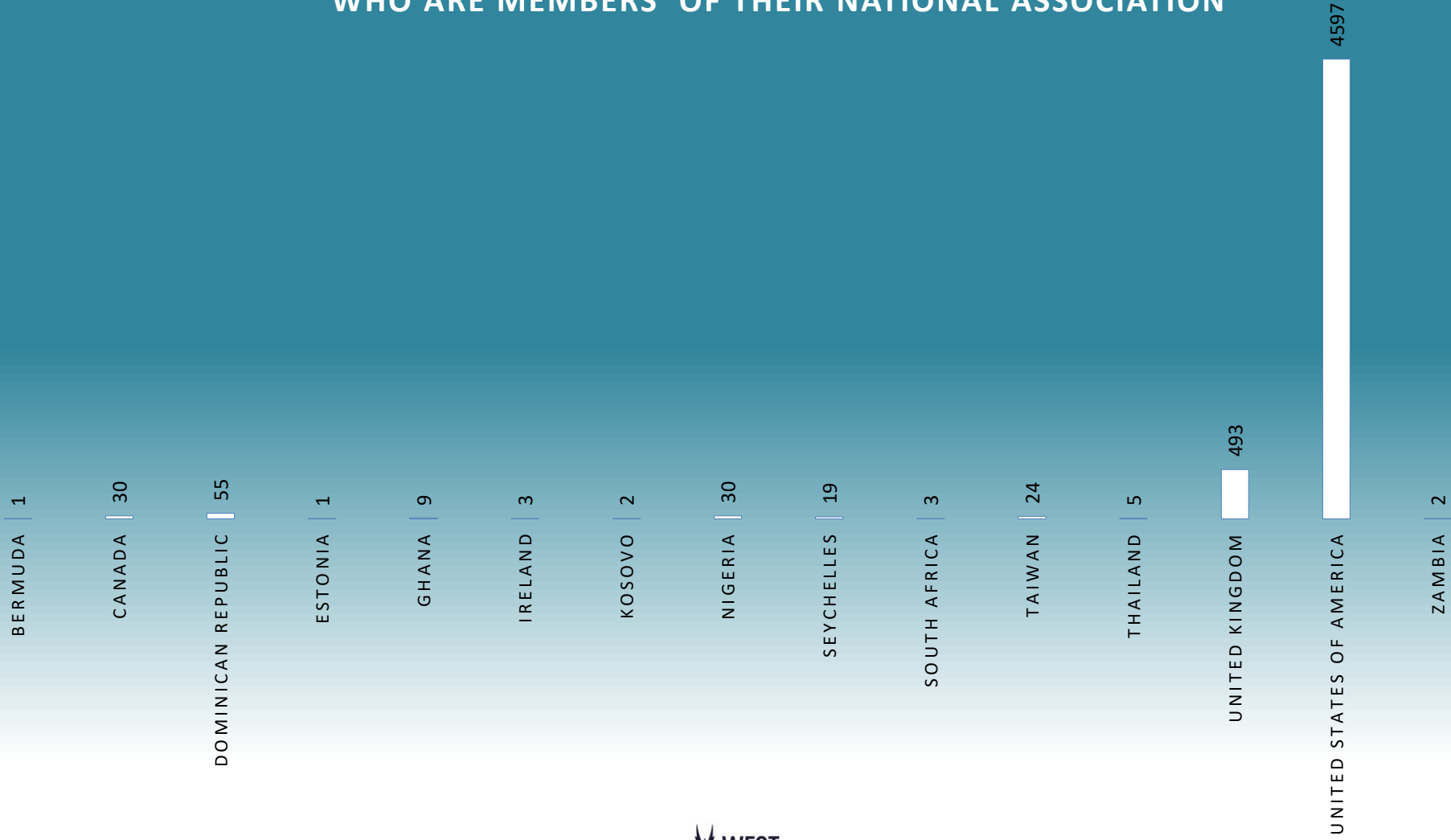
NUMBER OF OCCUPATIONAL THERAPY ASSISTANTS IN A MEMBER ORGANISATION'S COUNTRY



COUNTRIES WHERE IT IS A REQUIREMENT FOR OCCUPATIONAL THERAPY ASSISTANTS TO ATTAIN A QUALIFICATION TO PRACTISE



NUMBER OF OCCUPATIONAL THERAPY ASSISTANTS WHO ARE MEMBERS OF THEIR NATIONAL ASSOCIATION



COUNTRIES WHERE OCCUPATIONAL THERAPY IS RECOGNISED AS A SHORTAGE PROFESSION

 Argentina	 Kenya	 Rwanda
 Australia	 Macau	 Saudi Arabia
 Bangladesh	 Madagascar	 Seychelles
 Brazil	 Malaysia	 Singapore
 Croatia	 Malta	 South Africa
 Cyprus	 Mexico	 Sri Lanka
 Dominican Republic	 Namibia	 Sweden
 France	 Nigeria	 Switzerland
 Ghana	 Norway	 Taiwan
 Hong Kong	 Pakistan	 Thailand
 Indonesia	 Peru	 Trinidad & Tobago
 Iran	 Philippines	 Turkey
 Italy	 Romania	 Uganda
		 Ukraine
		 Zambia

SUMMARY

Information was collated from 86 WFOT Member Organisations (98% of those surveyed)

The numbers below reflect the responses provided to WFOT from countries that responded to this project and collate this data.

Total number of practising occupational therapists = 527,997

Total number of WFOT Approved Education Programmes = 906

Total number of non WFOT Approved Education Programmes = 350

Number of occupational therapy students studying on WFOT Approved education programmes = 97,687

Number of occupational therapy assistants = 62,298

Average percentage of occupational therapists that are female = 87%

CAUTIONS

Not all organisations collate data that was requested for this project.

Missing data should not be interpreted as being not applicable; in some instances the information is not known or unable to be provided.

The Human Resources Project was circulated in English and also in Spanish to Spanish speaking countries.

All responses were requested in English and therefore reliant on accurate translations by Member Organisations.

Each slide shows the responses that were received from each WFOT Member Organisation or the WFOT Delegate.

Figures shown may be approximate versus an exact number.

2017 population data sourced from www.indexmundi.com

ADDITIONAL INFORMATION

Please refer to the World Federation of Occupational Therapists (WFOT) website www.wfot.org "Resource Centre" to access supporting documentation:

WFOT Position Statement - Recruiting Occupational Therapists from International Communities (2014)

Working as an occupational therapist in another country (2017)

Results from previous surveys are also available on the website

**GRATEFUL THANKS TO ALL DELEGATES, ALTERNATES AND MEMBER ORGANISATIONS
THAT PARTICIPATED IN THIS IMPORTANT PROJECT**